

Riviera 4700 Sport Yacht Specifications

Length Overall <small>(inc. swim platform & bow roller)</small>	16.69 metres	54' 9"
Lh to ISO8666*	15.46 metres	50' 9"
Beam <small>(inc. gunwale)</small>	4.76 metres	15' 7"
Maximum Draft <small>(inc. props)</small>	1.25 metres	4' 1"
Dry Weight** <small>(approx., depends on engines & options)</small>	18,500 kgs	40,800 lbs
Fuel Capacity***	2,400 litres	634 US gal.
Water Capacity***	750 litres	198 US gal.
Holding Tank Capacity***	151 litres	40 US gal.
Sleeping Capacity	6 persons	

The Riviera Group Warranty

Riviera Marine (INT.) Pty Limited warrants to the first retail purchaser during the periods herein that it will, subject to the terms and conditions in the full Riviera Group Warranty, replace or repair, at its option, defects caused by faulty workmanship or materials under normal use and service during the first twelve (12) months and (5) years for hull structure. Please refer to your Riviera Owner's Manual and your Riviera Dealer for full details of the comprehensive Warranty.

Due to The Riviera Group's commitment to continually improve our products, we reserve the right to modify or change, without notice, any materials, specifications, equipment and/or accessories. All measurements quoted are approximate and pictures and drawings displayed are indicative only.

Riviera Marine (INT.) Pty Limited is the owner of the copyright material (including the photographic material) contained in this brochure and any reproduction of any part thereof without the express licence of Riviera Marine (INT.) Pty Limited may infringe this right.

The Riviera Group Clarification of Specification

* Length of the hull (Lh) to ISO8666: Includes all structural and integral parts. (ie. the moulded length of the hull). It excludes parts that can be removed in a non-destructive manner without affecting the structural integrity of the craft, eg. pulpits, outdrives, diving platforms, rubbing strakes.

** Dry weight represents the estimated minimum weight of a boat with standard engines and options, no fuel or water on board, no equipment or provisions and no personnel. The stated dry weight may be exceeded.

*** Denotes nett tank capacity. For usable capacity do not rely on more than 90% of tank capacity. Actual usable capacity will vary according to boat trim and sea state.

Speeds are subject to normal weather conditions, fuel and/or water levels, passengers and equipment loads.

Refer to your Riviera Owner's Manual and your Dealer for height to hardtop and maximum height details.

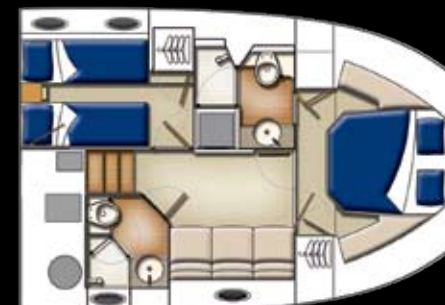
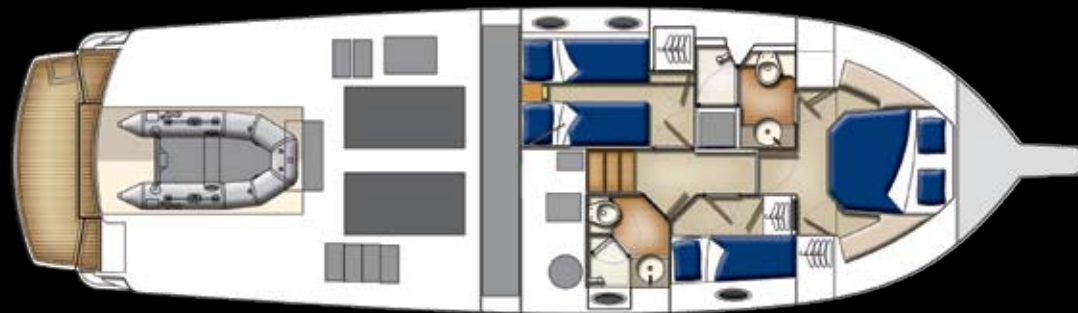

The specifications in this document are not complete or definitive and are subject to change without notice and therefore may not be current. Riviera Marine (INT.) Pty Ltd will not be liable (in contract, tort or otherwise) for any loss resulting from the inaccuracy of any information contained in this document.

Specifications may vary on a regional basis. Some images in this brochure may include non-standard or after-market options.

Warnings

The Riviera Group is committed to building the best luxury cruisers, tailored to suit specific countries and their individual compliance laws and regulations. Riviera equipment and build specifications approved for one country may not be compliant with another country's safety and equipment regulations and as such those cruisers may have no recourse to The Riviera Group's extensive manufacturer's warranties.

Each country and state has different safety equipment standards. It is important that you ensure the requirements in your jurisdiction are met prior to the vessel being used.



RIVIERA

www.riviera.com.au